



# K9 SERIES

24 HP



# K9 SERIES

## A LANDOWNERS BEST FRIEND

It is a fully-featured, tough and reliable companion.

Aggressive Styling

Power Steering with Tilt Wheel

Front/Rear Dual A-arm Suspension


24 hp Engine

Up to 31 mph

1,750.5 lbs. of Payload Capacity







### Engine Gross Power 24 hp

The Tier 4 compliant diesel engine provides powerful performance and fuel efficiency. The K9 Series 24 hp engine offers a maximum traveling speed of up to 31 mph.



### Low Noise and Vibration

Front and rear dual A-arm independent suspension and an interior rubber floor mat provide a smooth and quiet ride.



### Excellent Brake Performance

Long lasting front and rear hydraulic disc brakes with a mechanical parking brake provide excellent performance and enhanced safety.



### CVT

The K9 Series uses a continuously variable transmission with two speed ranges(Hi/Lo) and 4WD. This allows the K9 to provide good response and easily match speed to the current condition.



### CV Joint Guards and Skid Plates

Skid plates and front/rear CV joint guards offer added protection of crucial parts. With a full 12 inches of ground clearance, the K9 allows access to the roughest terrain.



# K9 SERIES STYLISH AND COMFORTABLE



## Interior Comfort

The K9 offers enough space to seat three passengers in the 2400 and five in the 2440 with ample leg room for all. Seat belts provide safety, while the contoured bench and standard rubber floor mat ensures everyone rides in comfort.



## Tilt Steering Wheel

The steering wheel tilts with the simple push of a lever, allowing easy adjustment to fit the operator's needs. A car style multi-function lever located on the column offers convenient accessibility to control the lights, turn signals and horn.



## Standard Half Door

For added safety, half doors come standard on the K9 Series to keep out brush while driving.



## Automotive-Style Dashboard

Landowners will benefit from the automotive-style dash configuration with its ergonomic design allowing the driver to view or easily access levers and switches. The digital instrument panel allows for visibility during any hour of the day or night.



## Abundant Storage

With an open and closed storage area on the dash and storage available under the hood, the K9 offers convenient storage options. The K9 2440 has additional storage under the front seat for larger items.



## Power and USB Sockets

Power and USB sockets come standard to meet a variety of electrical needs.



# NEW GENERATION KIOTI UTILITY VEHICLE



## Windshield Kit with Wiper (Optional)

An optional laminated glass windshield with a wiper can be added to the K9 Series. The windshield can be opened to allow for ventilation during travel.



## Cargo Bed

The K9's wide bed and standard spring lift assist provides excellent capabilities to make work easier. Add the optional hydraulic dump kit and you can easily place any load where you want it.




## Spray-In Liner with Hooks

The standard spray-in bed liner increases durability, while adding friction to create an extra layer of security for cargo. Strap hooks both on the inside and outside of the bed keep payload secure all day.



## Tire Options

With four tire options, owners can customize the K9 to fit their needs. Aluminum wheels are available on Heavy Duty, ATV and Tomahawk tires.




## Dual A-arm Suspension

Front and rear fully independent, dual A-arm suspension allow the operator to adjust for the smoothest possible ride.



## LED Headlights

LED headlights come standard and offer visibility for the operator long after the sun has set.



## Front/Rear Hitch Receivers

Standard front and rear hitch receivers provide a combination of towing options.



OHSAS 18001  
NO:K033008

# SPECIFICATIONS

## OPTIONAL EQUIPMENT

MODEL		K9 2400	K9 2440
<b>ENGINE</b>			
Model		3C100LFU-U2	3C100LFU-U2
Type		3 Cylinder In-line Vertical, Water-Cooled Diesel	3 Cylinder In-line Vertical, Water-Cooled Diesel
Engine Gross	hp (kW)	24 (17.89)	24 (17.89)
Displacement	cu. in. (cc)	61.45 (1,007)	61.45 (1,007)
Rated Revolution	rpm	3,000	3,000
Fuel Tank Capacity	US gal. (ℓ)	9.8 (37)	9.8 (37)
<b>DRIVE TRAIN</b>			
Type		Belt CVT	Belt CVT
Gear Range		Low, High, Neutral, Reverse	Low, High, Neutral, Reverse
Ground Speed	mph (km/h)	0-31 (0-50)	0-31 (0-50)
Brake		Front/Rear Hyd Dry Caliper Disc	Front/Rear Hyd Dry Caliper Disc
<b>SUSPENSION</b>			
Front Suspension		Independent, Double A-Arm (Wishbone Type)	Independent, Double A-Arm (Wishbone Type)
Rear Suspension		Independent, Double A-Arm (Wishbone Type)	Independent, Double A-Arm (Wishbone Type)
<b>STEERING</b>			
Type		Hydraulic Power	Hydraulic Power
<b>DIMENSIONS / CAPACITY</b>			
Length	in. (mm)	119.7 (3,045)	149.2 (3,790)
Width	in. (mm)	62.6 (1,590)	62.6 (1,590)
Height	in. (mm)	76.8 (1,950)	76.9 (1,955)
Wheelbase	in. (mm)	85.8 (2,180)	112.2 (2,850)
Ground Clearance	in. (mm)	12.5 (317.5)	12 (304)
Max. Wheel Tread	Front	in. (mm)	49.7 (1,262)
	Rear	in. (mm)	49.8 (1,264)
Turning Radius	ft. (m)	14.1 (4.3)	18.4 (5.6)
Weight (with ATV Tires)	lb. (kg)	2,050 (930)	2,314.8 (1,050)
Towing Capacity	lb. (kg)	1,300 (590)	1,300 (590)
Payload Capacity	lb. (kg)	1,750.5 (794)	1,750.5 (794)
Seat Capacity / Style		3 / Bench	5 / Bench
<b>CARGO BED</b>			
Length × Width × Depth	in. (mm)	43.7 (1,110) × 58.3 (1,480) × 11.5 (293)	39.2 (1,010) × 58.3 (1,480) × 11.5 (293)
Bed Capacity	lb. (kg)	1,102 (500)	661.5 (300)
Dump Box Actuation		Manual with gas spring assist	Manual with gas spring assist
<b>TIRE SIZE</b>			
Front	Heavy Duty Worksite	25×10-12	25×10-12
	Turf	26×9.5-12	26×9.5-12
	ATV	25×10-12	25×10-12
	Tomahawk	25×10-12	25×10-12
Rear	Heavy Duty Worksite	25×10-12	25×10-12
	Turf	26×9.5-12	26×9.5-12
	ATV	25×11-12	25×11-12
	Tomahawk	25×10-12	25×10-12
<b>BODY</b>			
Body Color		Red / Green	Red / Green
<b>STANDARD EQUIPMENT</b>			
Front Grill Guard		Standard	Standard
Speedometer		Standard	Standard
Front Hitch Receiver		Standard	Standard
Safety Lamp Kit		Standard	Standard
Skid Plates		Standard	Standard
Floor Mat		Standard	Standard
Suspension Dust Guards		Standard	Standard
Muffler Spark Arrestor		Standard	Standard
Parking Brake Buzzer		Standard	Standard
Spray-In Bed Liner		Standard	Standard

### Canopy / Windshield

- Laminated Glass Windshield
- Sun Canopy

### Hydraulics

- Hydraulic Dumping
- Remote Hydraulic
- Hand Throttle

### Protection

- Rear Screen

### Accessories

- Fog Lamp
- Working Lamp
- Headrest
- Side View Mirror
- License Plate
- Beacon Light Wiring
- Back-Up Alarm
- Aluminum Wheels
- Winch

\* NOTE : Specifications and design are subject to change without notice. Images shown may vary from actual product.



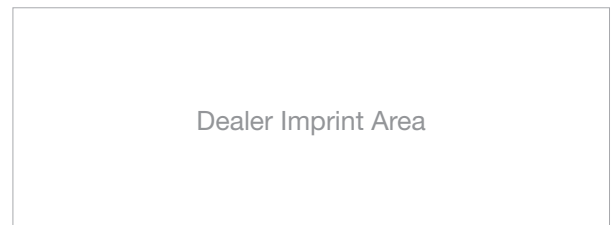
### KIOTI Tractor Division

DAEDONG - USA, INC.

6300 KIOTI Drive, Wendell, NC 27591 USA

Toll free 877-GO-KIOTI • Fax 919-374-5001

Web [www.KIOTI.com](http://www.KIOTI.com)



Dealer Imprint Area